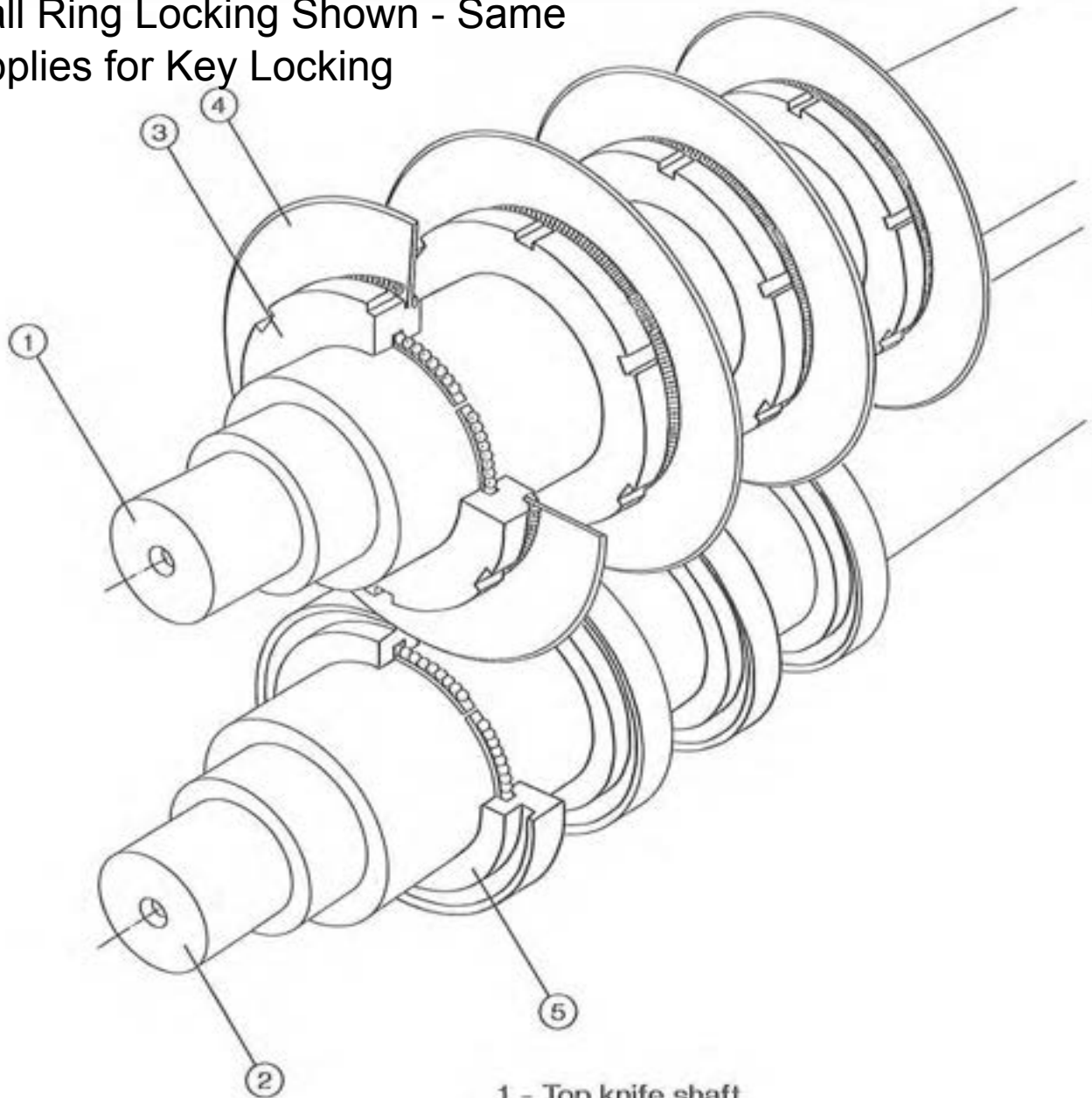


Circular Shear Cut System

Scheme for standard types
for upper and lower shaft

Ball Ring Locking Shown - Same
Applies for Key Locking



- 1 - Top knife shaft
- 2 - Bottom knife shaft
- 3 - Complete top knife holder
(with Self Locking Device for plain shaft)
- 4 - Top knife
- 5 - Bottom knife
(with Self Locking Device for plain shaft)

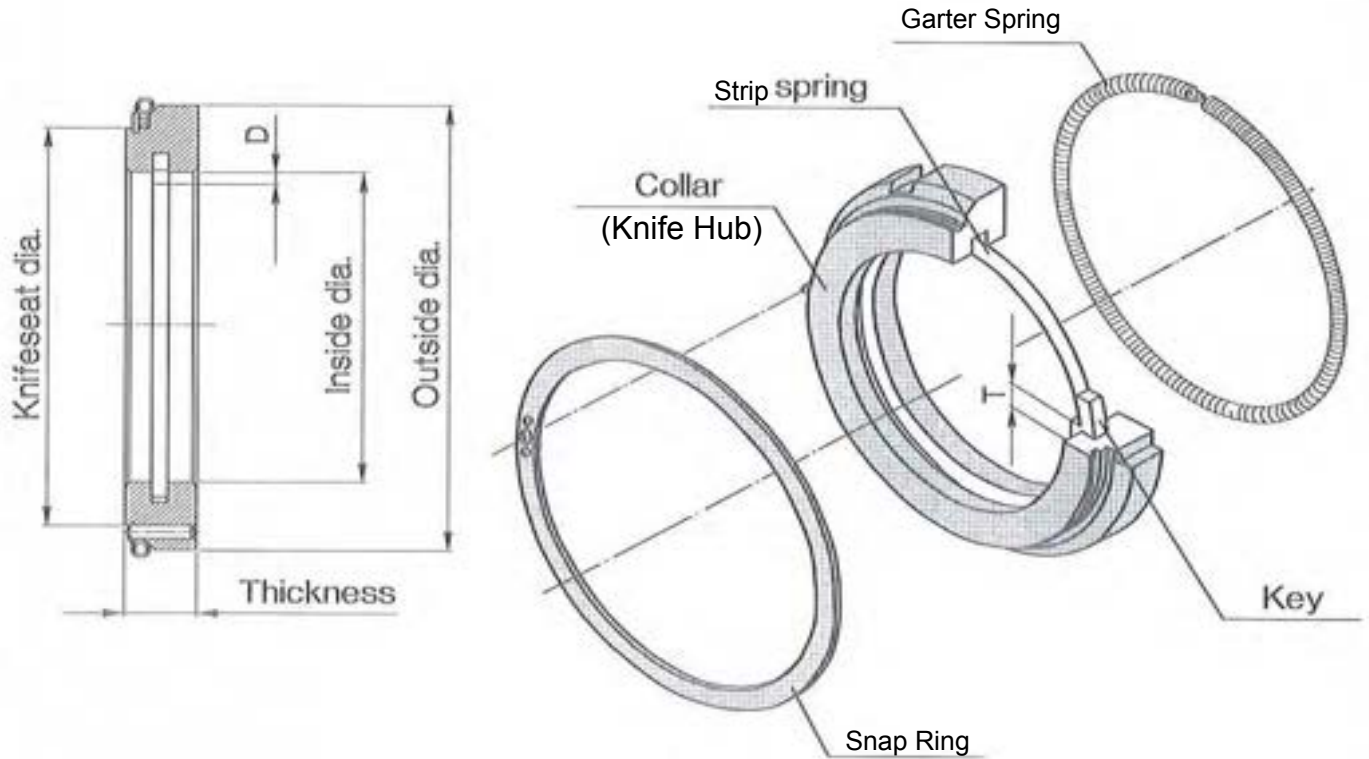


INTERTECH Precision Ltd.
89 Montgomery Avenue
Socorro, NY 10583
Tel: 1-814-725-4465 Fax: 1-814-725-5734
E-Mail: iplknives@aol.com

Circular Shear Cut System

Top knife holder type MK

with key locking - Top Knife must be Added to Complete



Outside dia.	50	55	60	75	80	85	90	100	112	132					
Knifeseat dia.	40	45	50	65	70	75	80	80	100	120					
Inside dia.	25	30	40	45	45	60	60	60	80	100					
Thickness from	6	6	6	6	6	6	10	10	10	15					

Example of ordering: type - outside dia. / knifeseat dia. x inside dia. x thickness / width of keyway (T) / depth of keyway (D) - material
 MK - 75 / 65 x 45 x 10 / 6,5 / 3,5 - VGS

Standard thickness with tolerance : 10 / 15 / 20 : $\frac{0,1}{0,2}$
 Standard material groups : VGS, LWS, RFS
 Collars are equipped with spiral springs
 Ask for special dimensions and special materials



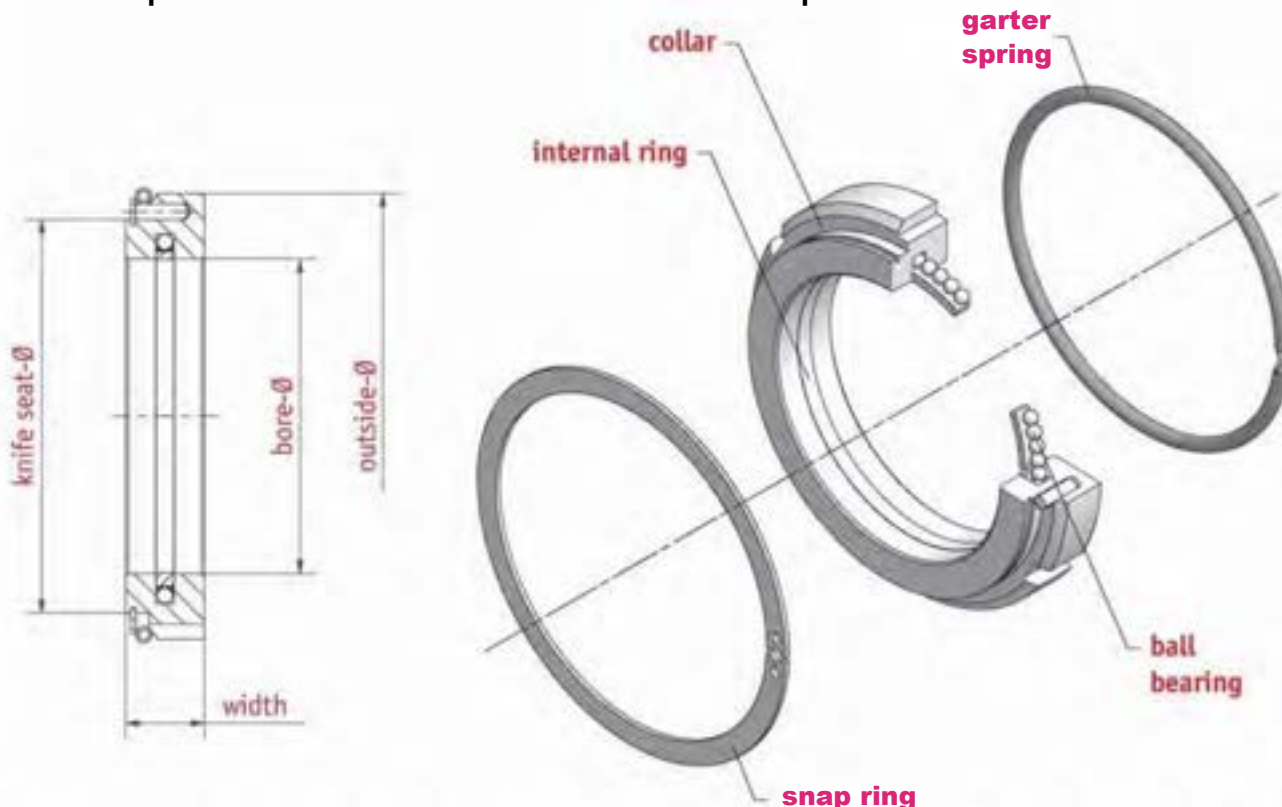
INTERTECH Precision Ltd.
 88 Montgomery Avenue
 Scarsdale, NY 10583
 Tel: 1-814-725-4455 Fax: 1-814-725-5734
 E-Mail: ipknives@aol.com

SLITTING SYSTEM

Top knife holder type MG

→ with eccentric fixing (self-locking)

For Locking to Shaft WITHOUT Key Slot
Top Knife must be Added to Complete



Outside-Ø	50	55	60	75	80	85	90	100	112	132
Knife seat-Ø	40	45	50	65	70	75	80	80	100	120
Bore-Ø	25	30	40	45	45	60	60	60	80	100
Width from	6	6	6	6	6	6	10	10	10	15

Order example: Type - outside-Ø / knife seat-Ø x bore-Ø x width
- material group
MG - 85 / 75 x 60 x 10 of VGS

Standard widths and tolerance: 10 / 15 / 20 -0.1/-0.2

Standard material groups: VGS, LWS, RFS

Collars are equipped with standard spiral spring

Special dimensions and special materials on demand



INTERTECH Precision Ltd

88 Montgomery Avenue

Scarsdale, NY 10583

Tel: 1-814-725-4455 Fax: 1-814-725-5734

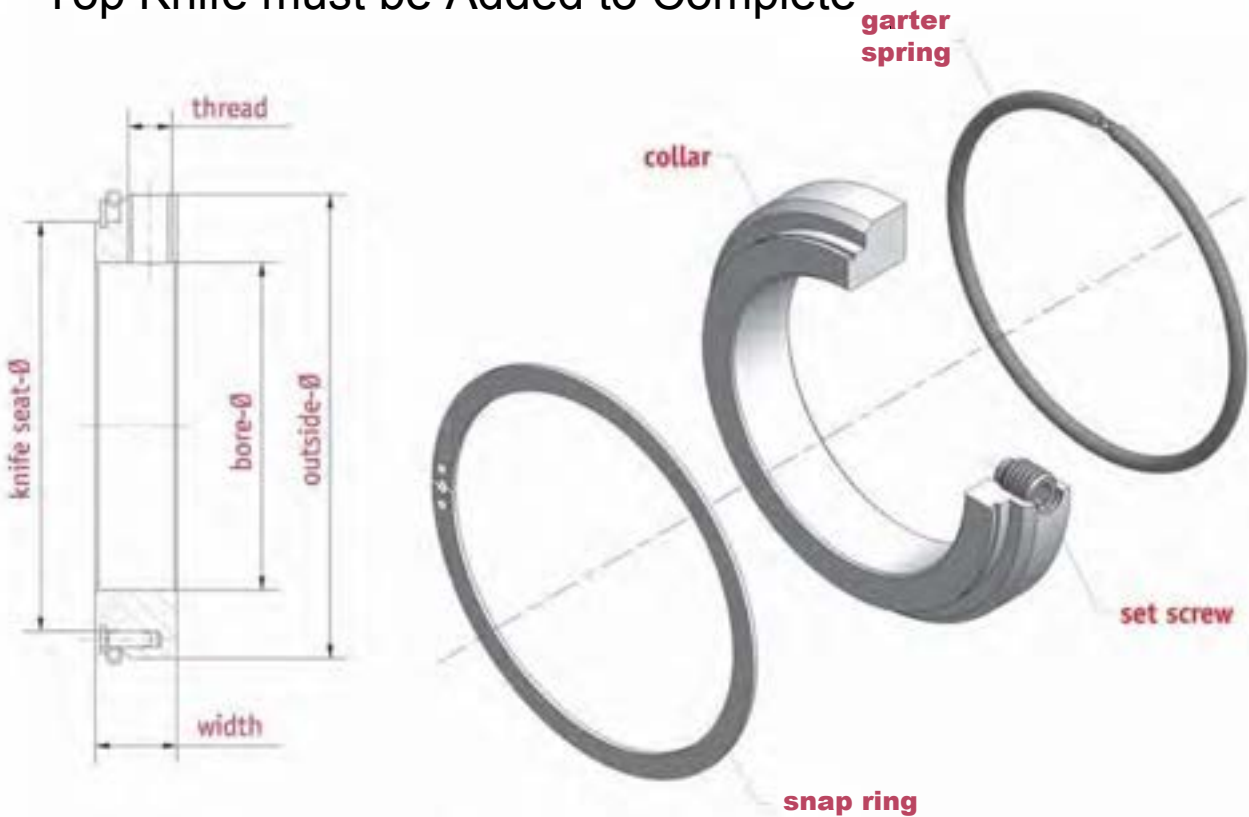
E-Mail: iplintvee@aol.com

SLITTING SYSTEM

Top knife holder type MD

→ with set screw locking

Top Knife must be Added to Complete



Outside-Ø	80	85	50	57	60				
Knife seat-Ø	70	75	40	40	50				
Bore-Ø	45	60	30	31.75	40				
Width from	10	10	10	10	10				

Order example: Type – outside-Ø / knife seat-Ø x bore-Ø x width
 – material group
 MD – 85 / 75 x 60 x 15 of VGS

Standard widths and tolerance: 15 $-0.1/-0.2$
 Standard material groups: VGS, LWS, RFS

Collars are equipped with standard spiral springs; dimensions for additional groove on demand
Special dimensions and special materials on demand



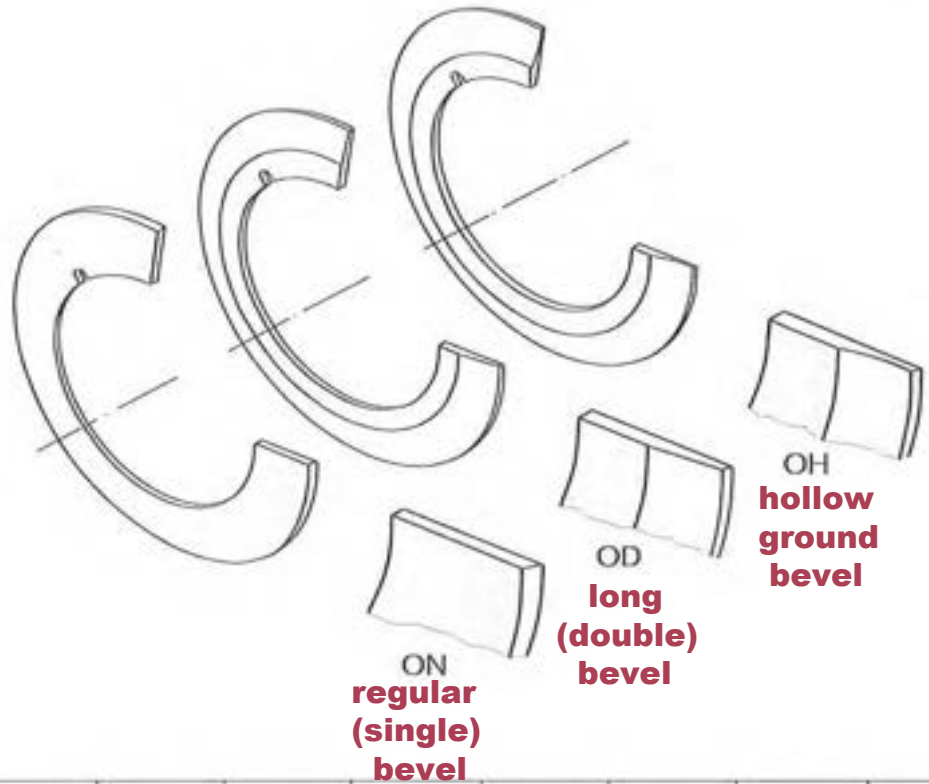
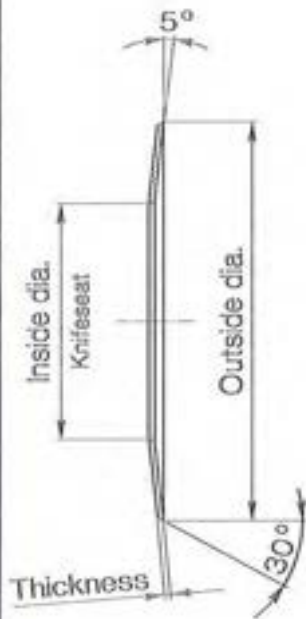
INTERTECH Precision Ltd
 88 Montgomery Avenue
 Scarsdale, NY 10583
 Tel: 1-914-725-4455 Fax: 1-914-725-5734
 E-Mail: iplmktree@aol.com

Circular Shear Cut System

Top knife type ON, OD, OH

Suited for top knife holder type: M, MG, MD, MK

Side 1



Outside dia.	62	75	75	75	90	100	105	105	105,6
Inside dia. (Knifeseat)	40	40	45	50	60	70	65	75	81,05
Thickness	0,6 1,0	1,0	0,6 1,0	0,6 1,0	1,2	0,8 1,2	0,8 1,2	0,8 1,2	1,24

Example of ordering: type - outside dia. x inside dia. x thickness - material

OH - 105 x 75 x 1,2 - LWS

Standard material groups : LWS, SBS, HWS, HSS

Ask for special dimensions and special materials



INTERTECH Precision Ltd.

89 Montgomery Avenue
Scarsdale, NY 10583

Tel: 1-814-725-4455 Fax: 1-814-725-5734

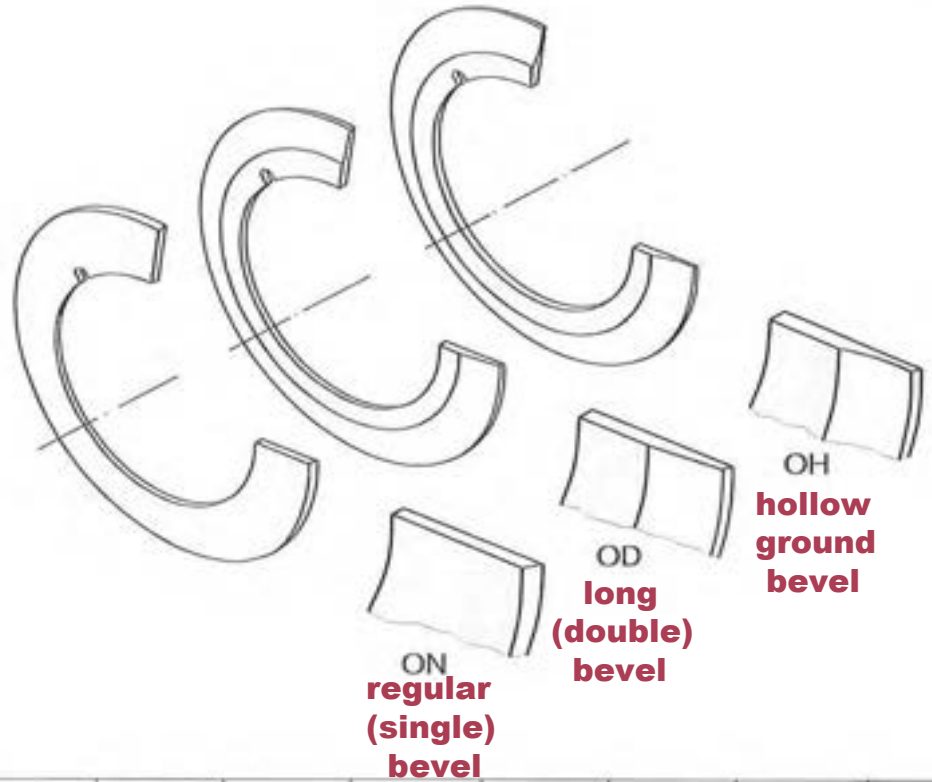
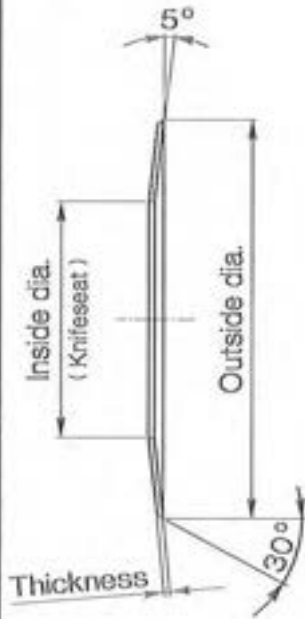
E-Mail: ipknives@sol.com

Circular Shear Cut System

Top knife type ON, OD, OH

Suited for top knife holder type: M, MG, MD, MK

Side 2



Outside dia.	108	130	130	140	170				
Inside dia. (Knifeseat)	65	80	100	70	120				
Thickness	1,2	1,5	1,5	3,0	2,0				

Example of ordering: type - outside dia. x inside dia. x thickness - material

OH - 130 x 80 x 1,5 - LWS

Standard material groups : LWS, SBS, HWS, HSS

Ask for special dimensions and special materials

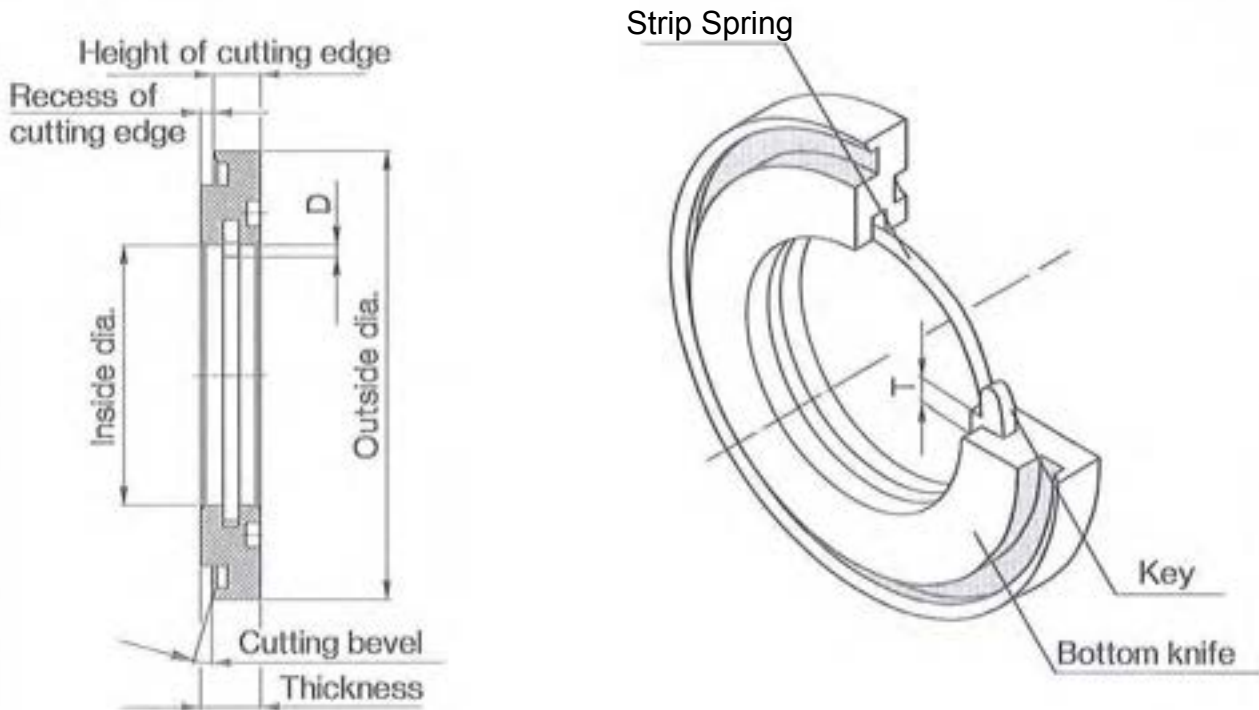


INTERTECH Precision Ltd.
 88 Montgomery Avenue
 Scarsdale, NY 10583
 Tel: 1-814-725-4665 Fax: 1-814-725-5734
 E-Mail: iplknives@aol.com

Circular Shear Cut System

Bottom knife type NK
with key locking

Side 1



Outside dia.	46	60	60	77	77	80
Inside dia.	25	30	40	45	60	60
Thickness from	6	6	6	6	6	6

Example of ordering: type - outside dia. x inside dia. x thickness / height of cutting edge / width of keyway (T) / depth of keyway (D) - material
NK - 77 x 45 x 9,52 / 8,02 / 6,5 / 3,5 - LWS

Standard cutting bevel : 3°

Standard tolerance for thickness : ± 0.04

Standard material groups : LWS, HWS

Ask for special dimensions and special materials

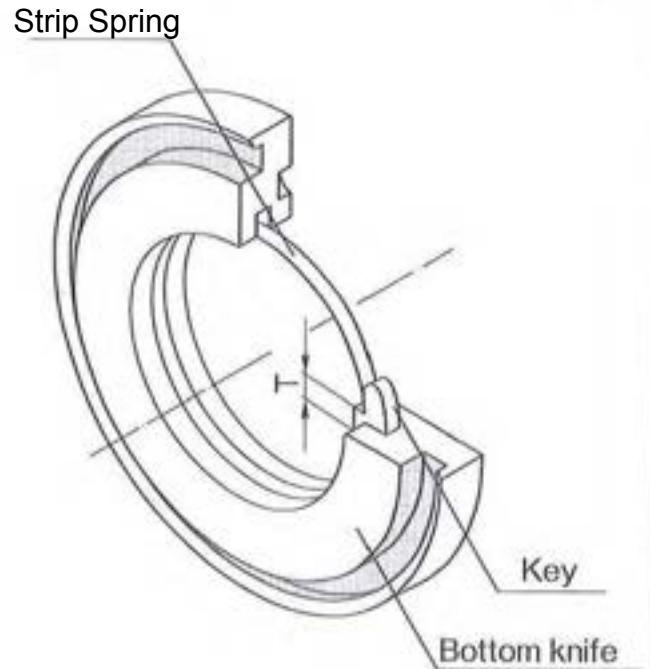
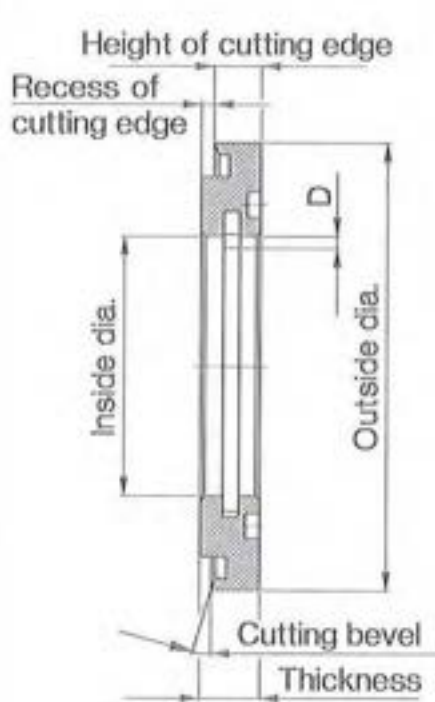


INTERTECH Precision Ltd.
98 Montgomery Avenue
Scarsdale, NY 10583
Tel: 1-814-725-6685 Fax: 1-814-725-6734
E-Mail: iplknvree@aol.com

Circular Shear Cut System

Bottom knife type NK
with key locking

Side 2



KST-130-KL-1, 3/4, or 1/2
KST-114-KL-3/8



Outside dia.	90	105	105	150	101.6 (4")	
Inside dia.	60	60	80	120	60	
Thickness from	10	10	10	15	9.52 (3/8")	

Example of ordering: type - outside dia. x inside dia. x thickness / height of cutting edge / width of keyway (T) / depth of keyway (D) - material
NK - 90 x 60 x 10 / 8,5 / 6,5 / 3,5 - LWS

Standard cutting bevel : 3°

Standard tolerance for thickness : $\pm \begin{smallmatrix} 0.02 \\ 0.04 \end{smallmatrix}$

Standard material groups : LWS, HWS

Ask for special dimensions and special materials



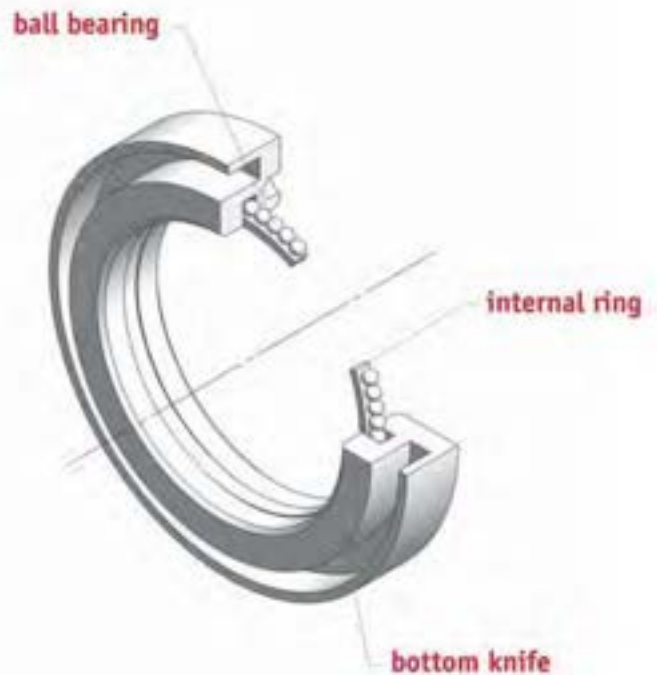
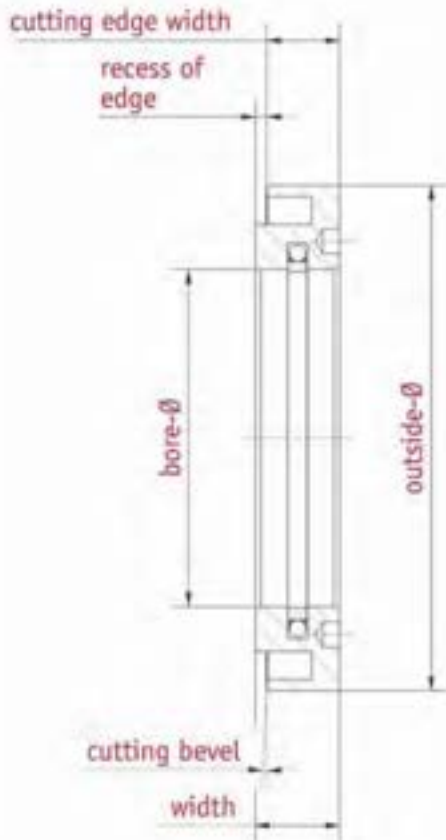
INTERTECH Precision Ltd.
89 Montgomery Avenue
Sourdisle, NY 10583
Tel: 1-914-725-4455 Fax: 1-914-725-5734
E-Mail: lp@intree@aol.com

SLITTING SYSTEM

Bottom knife (female knife) type NG

→ with eccentric fixing (self-locking)

For Locking to Shaft WITHOUT Key Slot



Outside-Ø	46	60	60	77	77	80	90	105	105	150
Bore-Ø	25	30	40	45	60	60	60	60	80	120
Width from	6	6	6	6	6	6	10	10	10	15

Order example: Type – outside-Ø x bore-Ø x width / cutting edge width
 – material group
 NG – 80 x 60 x 10 / 8.5 of LWS

Standard cutting bevel: 3°
 Standard widths and tolerance: 10 / 15 / 20 -0.02 / -0.04
 Standard material groups: LWS, HWS

Special dimensions and special materials on demand

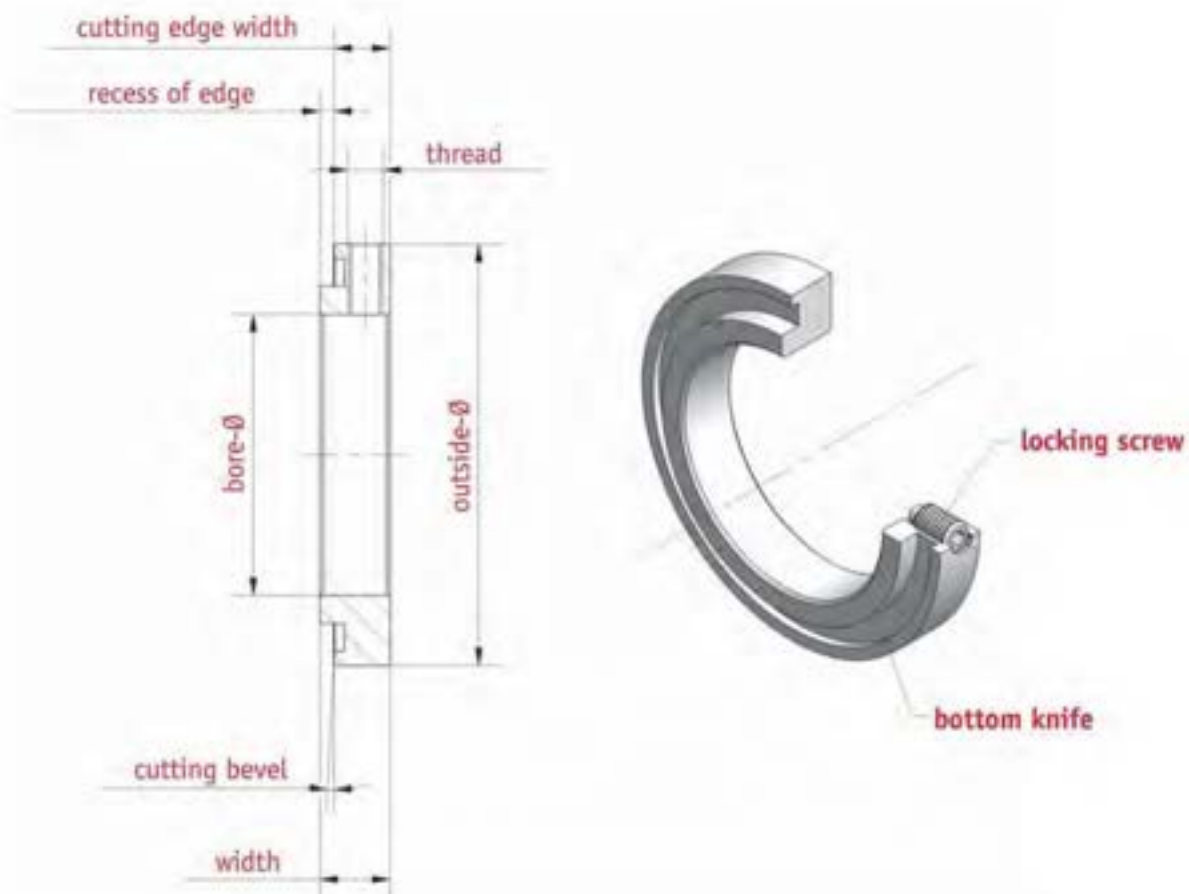


INTERTECH Precision Ltd
 88 Montgomery Avenue
 Scarsdale, NY 10583
 Tel: 1-814-725-4455 Fax: 1-814-725-5734
 E-Mail: iplknives@aol.com

SLITTING SYSTEM

Bottom knife (female knife) type ND

→ with screw locking



INCH SIZES ALSO AVAILABLE

Outside-Ø	46	50	60	77	80	90	105	130	130	150	160	210
Bore-Ø	25/30	25/30	30/40	45/60	60	60	80	80	100	120	100	180
Width from	8	8	8	8	8	8	8	10	10	10	10	10

Order example: Type - outside-Ø x bore-Ø x width / cutting edge width
 - material group / cutting edge on one or both sides
 ND - 105 x 80 x 10 / 8 of LWS

Standard cutting bevel: 3°
 Standard widths and tolerance: 10 / 15 / 20 -0.02 / -0.04
 Standard material groups: LWS, HWS

Special dimensions and special materials on demand



INTERTECH Precision Ltd
 88 Montgomery Avenue
 Scarsdale, NY 10583
 Tel: 1-814-725-4455 Fax: 1-814-725-5734
 E-Mail: iplintvee@aol.com

SLITTING SYSTEM

Bottom knife (female knife) type N

→ for axial clamping or use on Air Shafts



INCH SIZES ALSO AVAILABLE

Outside-Ø	46	60	77	77	80	105	105	124	150	150	160	200
Bore-Ø	30	40	45	60	60	80	90	100	100	120	140	160
Width from	3	3	3	3	3	5	5	5	5	5	5	5

Order example: Type – outside-Ø x bore-Ø x width / cutting edge width
 – material group
 N – 105 x 80 x 10 / 8 of LWS

Standard cutting bevel: 3°
 Standard widths and tolerance: 5 / 10 / 15 / 20 ± 0.005
 Standard material groups: LWS, HWS

Special dimensions and special materials on demand



INTERTECH Precision Ltd
 88 Montgomery Avenue
 Scarsdale, NY 10583
 Tel: 1-814-725-4455 Fax: 1-814-725-5734
 E-Mail: ipl@intvee@aol.com

SLITTING SYSTEM

Spacer type Z

→ suitable for knife holder type M and bottom knife type N

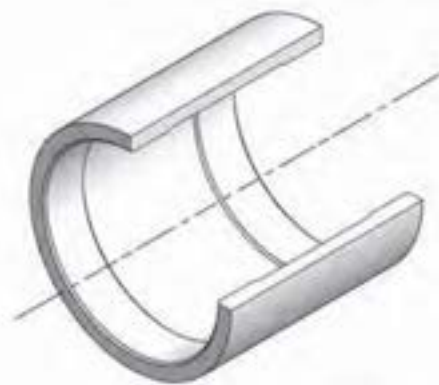
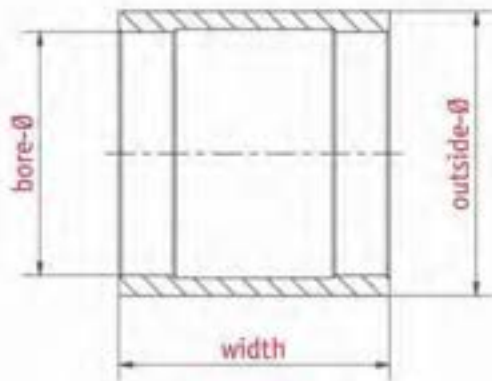


Diagram of spacers greater than 25 mm width



Diagram of spacers less than 25 mm width

INCH SIZES ALSO AVAILABLE

Outside-Ø	46	60	77	77	80	105	105	124	150	150	160	200
Bore-Ø	30	40	45	60	60	80	90	100	100	120	140	160
Width from	0.05	0.05	0.05	0.05	0.05	0.1	0.1	0.1	0.1	0.1	0.1	0.1
Width up to	100	100	100	500	500	500	500	500	500	500	500	500

Order example: Type – outside-Ø x bore-Ø x width – material group
Z – 80 x 60 x 20 of VGS

Standard width tolerance: up to 0.3 ± 0.02 / up to 100 ± 0.005 / up to 250 ± 0.01 / up to 500 ± 0.05
Standard material groups: VGS, LWS

Special dimensions and special materials on demand

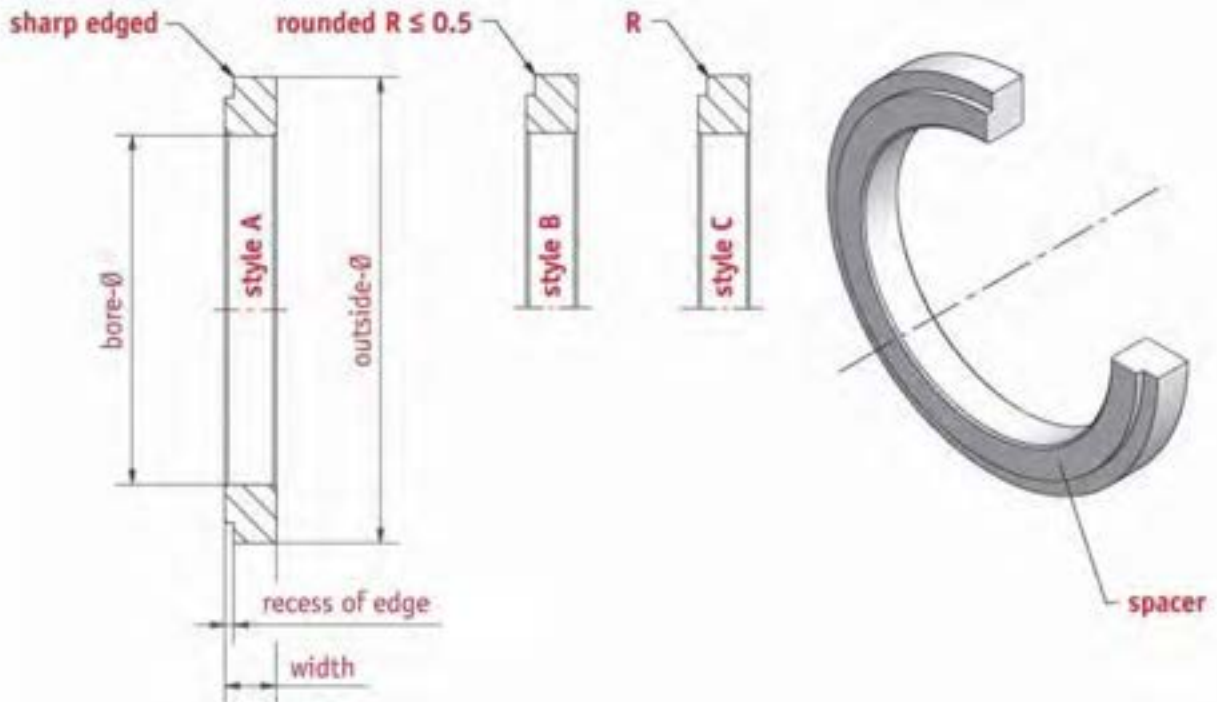


INTERTECH Precision Ltd
98 Montgomery Avenue
Scarsdale, NY 10583
Tel: 1-814-725-4455 Fax: 1-814-725-5734
E-Mail: iplknives@aol.com

SLITTING SYSTEM

Spacer with turned recess type ZE

→ for axial clamping or for use with Air Shafts



INCH SIZES ALSO AVAILABLE

Outside-Ø	46	77	80	105	105	124	160			
Bore-Ø	30	60	60	80	90	100	140			
Width from	2	2	2	4	4	4	4			

Order example: Type – outside-Ø x bore-Ø x width / recess of edge / style / radius – material group
 ZE – 80 x 60 x 10 / 2 / C / R 1.0 of VGS

Standard width tolerance: ± 0.005
 Standard material groups: VGS, LWS

Special dimensions and special materials on demand

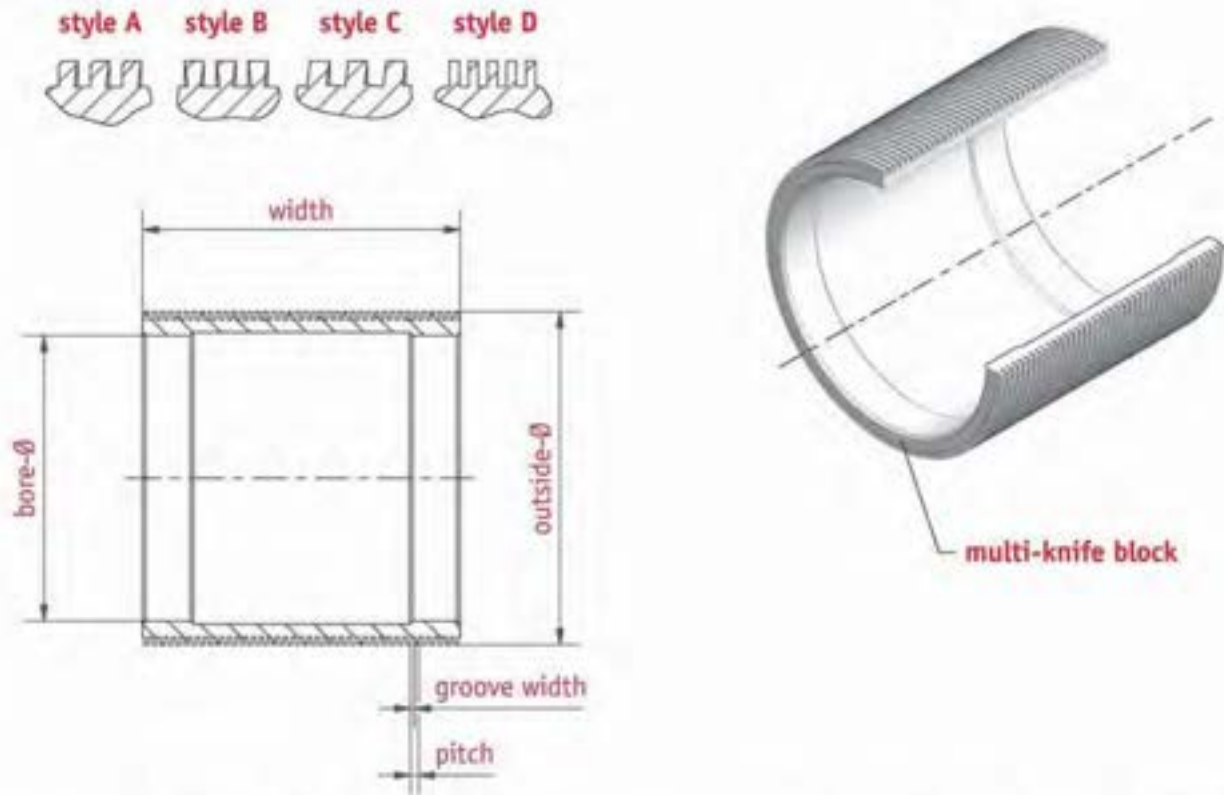


INTERTECH Precision Ltd
 88 Montgomery Avenue
 Scarsdale, NY 10583
 Tel: 1-914-725-4455 Fax: 1-914-725-5734
 E-Mail: ipl@intree@aol.com

SLITTING SYSTEM

Multi-knife block type NB

→ for axial clamping or use on Air Shafts



INCH SIZES ALSO AVAILABLE

Outside-Ø	77	80	105	105	124	150	150	180	210	240
Bore-Ø	60	60	80	90	100	100	120	150	180	210

Outside-Ø	250	275	290	300	300	350	390	400	410	450
Bore-Ø	210	245	260	250	270	310	350	360	380	416

Order example: Type – outside-Ø x bore-Ø x width / pitch / groove width / style
 – material group
 NB – 180 x 150 x 100 / 10 / 3 / A of LWS

Standard widths and tolerance: **pitch** style 5 mm on / **groove width** style 2.2 mm on
 50 / 100 ± 0.02
 Standard material group: LWS

Special dimensions and special materials on demand



INTERTECH Precision Ltd
 88 Montgomery Avenue
 Scarsdale, NY 10583
 Tel: 1-814-725-4455 Fax: 1-814-725-5734
 E-Mail: ipikntvee@aol.com